

Scaled data based on original data using  
LM-79-08 Approved Method: Electrical and Photometric Measurements of Solid-  
State Lighting Products

Test Report Prepared for  
Cooper Lighting Solutions  
(formerly Eaton)

Brand: McGRAW-EDISON

Report Number: P945628

Luminaire Tested: **GALN-SB1C-740-U-5MQ**

Issue Date: 1/21/2025

**Test Information**

Test Method: LM-79-08  
Report Number: P945628  
TEST IS SCALED FROM IESNA LM-79-08 TEST DATA (G2-2411-289-20)  
Test Lab: INNOVATION CENTER  
Issue Date: 1/21/2025  
Manufacturer: COOPER LIGHTING SOLUTIONS (FORMERLY EATON)  
Product Line: McGRAW-EDISON  
Catalog Number: GALN-SB1C-740-U-5MQ  
Description: GALLEON AREA AND ROADWAY HIGH DENSITY LED LUMINAIRE  
(1) 70 CRI, 4000K, 615mA LIGHTSQUARE WITH 26 LEDS AND TYPE V MEDIUM OPTICS  
Light Source: -  
Ballast/Driver: -

**Summary**

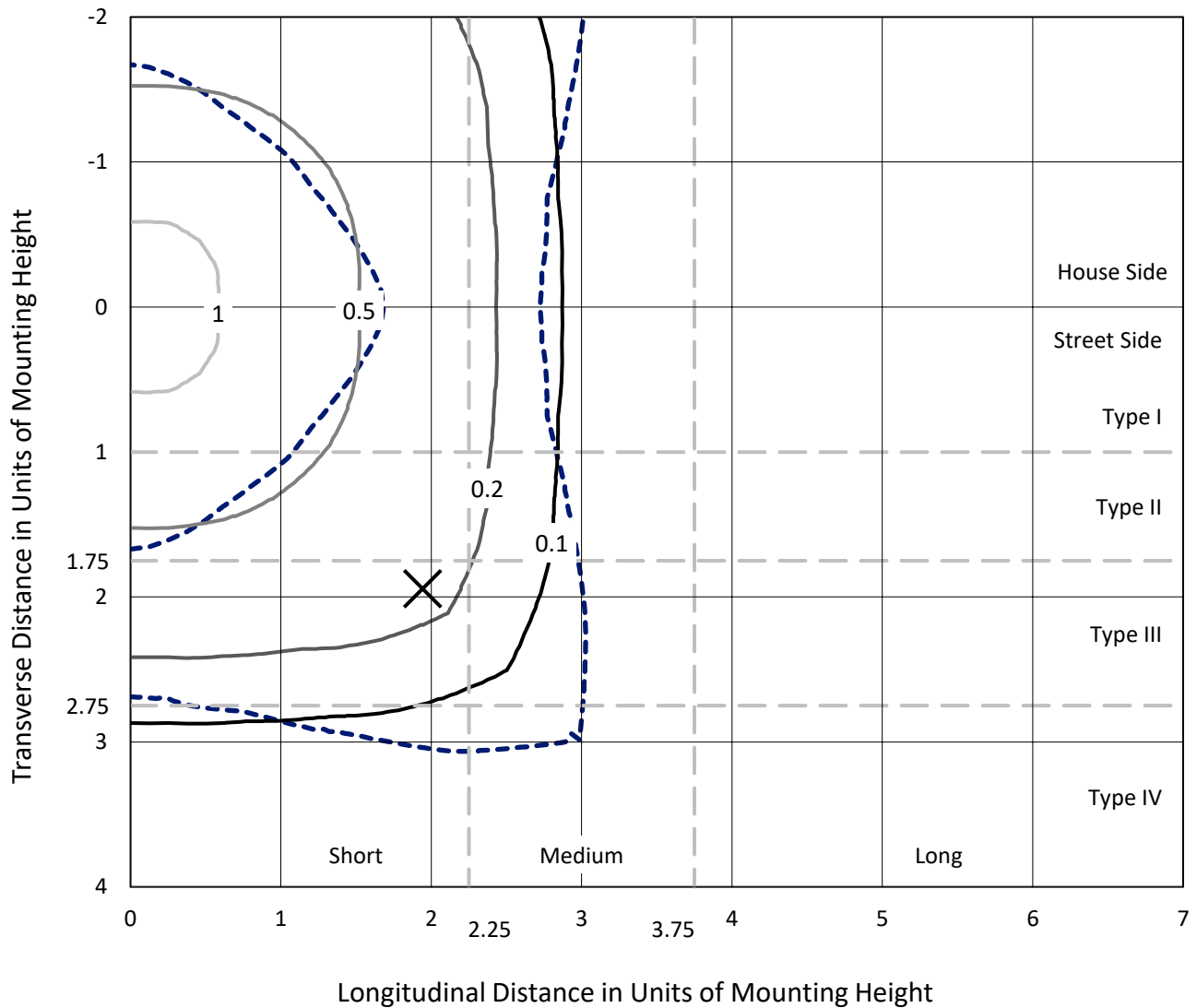
Lumens per Lamp: N/A  
Luminaire Lumens: 8300 lumens  
Efficiency: N/A  
Efficacy: 152.6 lumens/watt  
Luminous Opening: Rectangular (W 0.5' x L: 0.5' x H: 0')  
IES Classification: Type V - Short  
BUG Rating: B3 - U0 - G2  
  
Input Watts (W): 54.4  
Input Voltage (V): NR  
Input Current (Ain): NR  
Voltage Rise (V): NR  
Power Factor: NR  
Total Harmonic Distortion (THDi): NR  
Frequency (hertz): 60  
Stabilization Time: NR  
Operation Time: NR  
Ambient Temperature (°C): NR  
Test Distance: 24 FT



REPORT NUMBER: P945628  
 CATALOG NUMBER: GALN-SB1C-740-U-5MQ

### Iso-Footcandle Lines of Horizontal Illumination

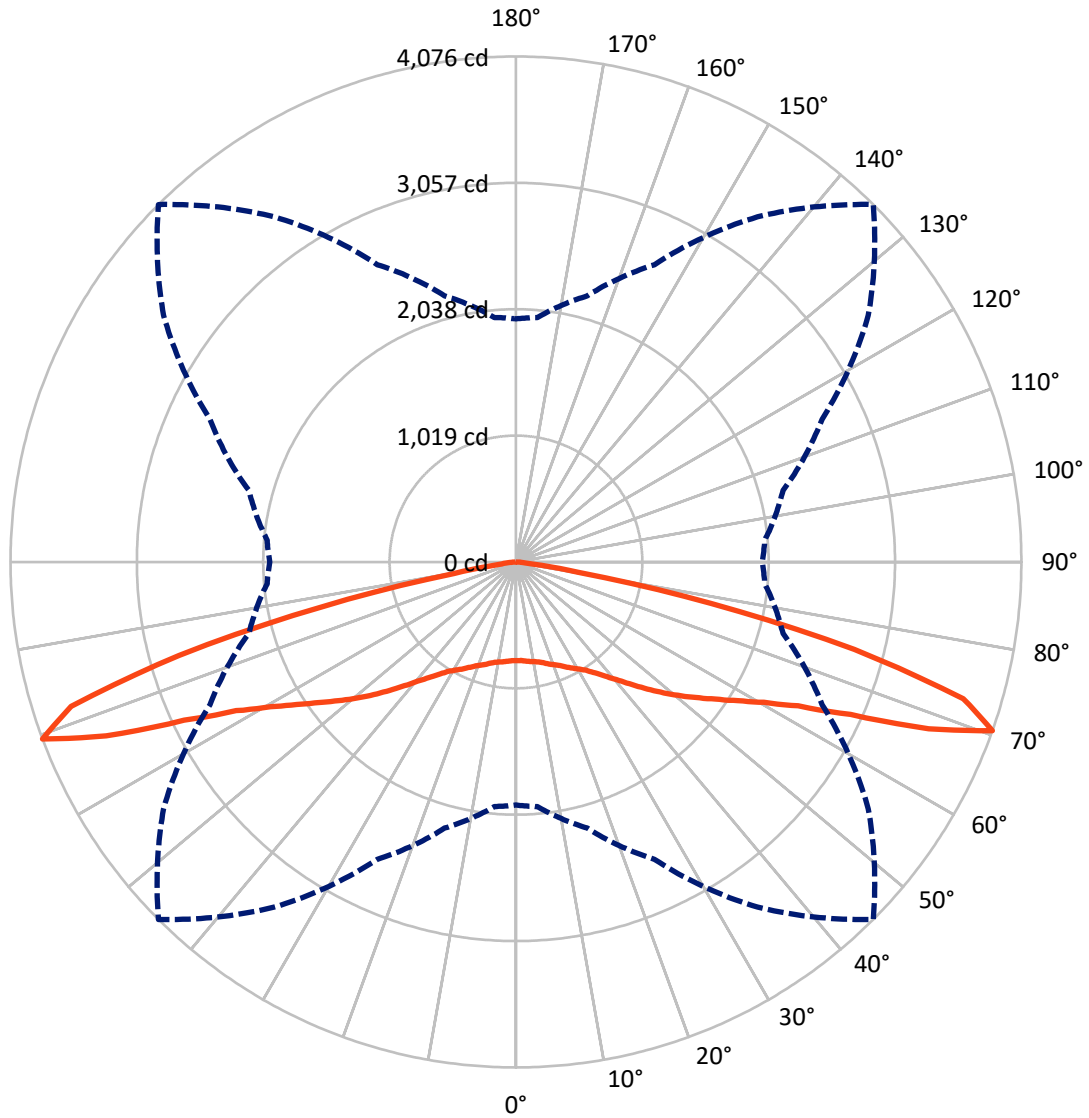
✕ Max cd  
 - - - 1/2 Max cd



Based on 25 foot mounting height. Maximum calculated value = 1.3 fc  
 Type V - Short - N/A

REPORT NUMBER: P945628  
CATALOG NUMBER: GALN-SB1C-740-U-5MQ

### Luminous Intensity Polar Plot



— Vertical Plane Through 45-Deg Lateral      - - - Horizontal Cone Through 70-Deg Vertical

REPORT NUMBER: P945628  
 CATALOG NUMBER: GALN-SB1C-740-U-5MQ

**FLUX DISTRIBUTION:**

		Downward	Upward	Total
<b>House Side</b>	Lumens	4150.0	0.0	4150.0
	% Fixture	50.0	0.0	50.0
<b>Street Side</b>	Lumens	4150.0	0.0	4150.0
	% Fixture	50.0	0.0	50.0
<b>Total</b>	Lumens	8300.0	0.0	8300.0
	% Fixture	100.0	0.0	100.0

**Coefficient of Utilization**

**ZONAL LUMENS:**

Zone	Lumens	% Fixture
0°-10°	77.2	0.9
10°-20°	239.5	2.9
20°-30°	428.0	5.2
30°-40°	693.8	8.4
40°-50°	1130.1	13.6
50°-60°	1723.1	20.8
60°-70°	2563.4	30.9
70°-80°	1397.1	16.8
80°-90°	47.6	0.6
90°-100°	0.0	0.0
100°-110°	0.0	0.0
110°-120°	0.0	0.0
120°-130°	0.0	0.0
130°-140°	0.0	0.0
140°-150°	0.0	0.0
150°-160°	0.0	0.0
160°-170°	0.0	0.0
170°-180°	0.0	0.0
0°-90°	8300.0	100.0
0°-180°	8300.0	100.0



REPORT NUMBER: P945628

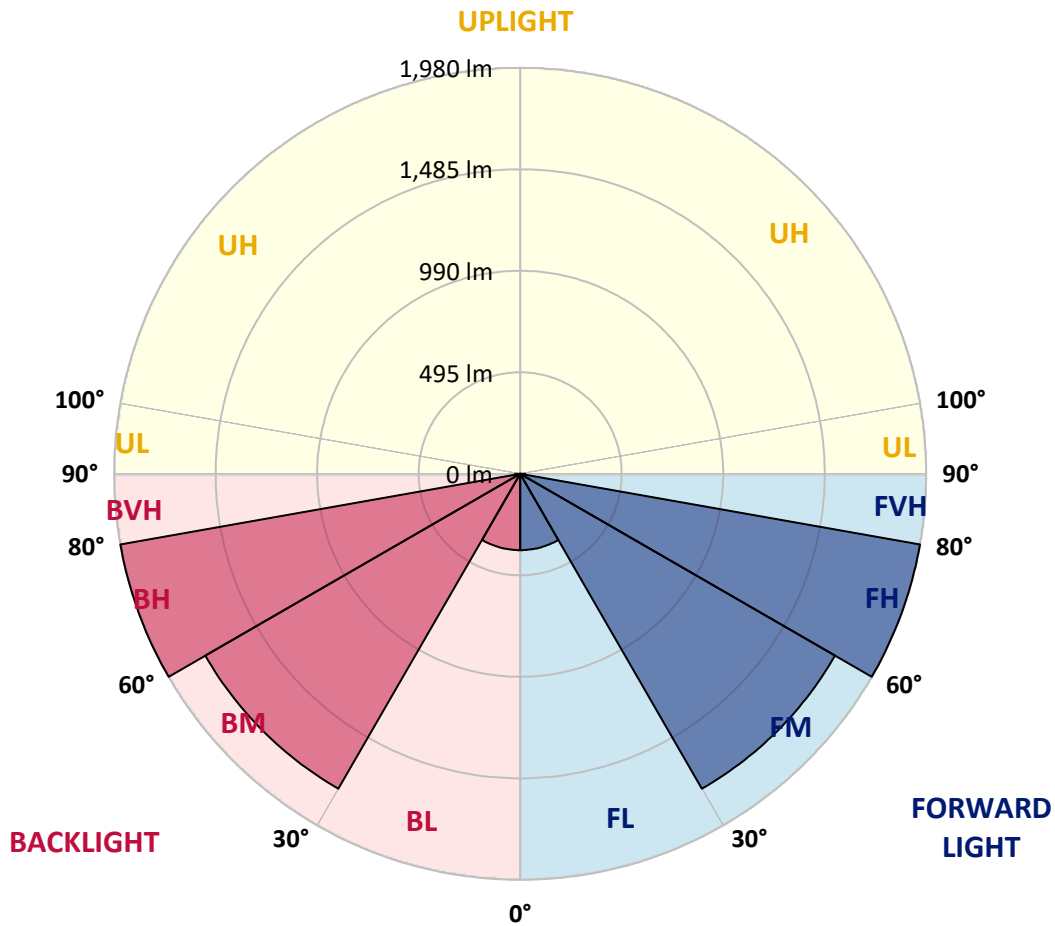
CATALOG NUMBER: GALN-SB1C-740-U-5MQ

**LUMINAIRE CLASSIFICATION SYSTEM LUMEN TABLE AND BUG RATING:**

Zone	Lumens	% Fixture	Zone Rating/Lumen Limit		
			B	U	G
FL (0°-30°)	372.4	4.5			
FM (30°-60°)	1773.5	21.4			
FH (60°-80°)	1980.3	23.9			G2/5000
FVH (80°-90°)	23.8	0.3			G1/100
BL (0°-30°)	372.4	4.5	B1/500		
BM (30°-60°)	1773.5	21.4	B2/2500		
BH (60°-80°)	1980.3	23.9	B3/2500		G2/5000
BVH (80°-90°)	23.8	0.3			G1/100
UL (90°-100°)	0.0	0.0		U0/0	
UH (100°-180°)	0.0	0.0		U0/0	

**BUG Rating: B3-U0-G2**

Type V Short



REPORT NUMBER: P945628

CATALOG NUMBER: GALN-SB1C-740-U-5MQ

**CANDELA DISTRIBUTION (FULL):**

	0°	5°	15°	25°	35°	45°	55°	65°	75°	85°
0°	795.1	795.1	795.1	795.1	795.1	795.1	795.1	795.1	795.1	795.1
2.5°	798.8	799.6	798.0	797.1	796.3	795.1	795.5	797.6	799.2	798.8
5°	805.5	806.3	805.1	804.6	803.0	802.6	802.6	804.6	805.9	805.1
7.5°	813.0	814.2	812.1	811.7	810.9	810.1	809.6	811.7	813.0	813.0
10°	820.1	821.3	819.6	818.4	817.6	817.6	816.7	818.4	820.5	820.1
12.5°	827.6	828.4	826.7	825.9	825.9	827.1	825.9	826.7	828.4	827.6
15°	836.7	837.1	836.7	838.0	840.1	844.2	840.5	839.6	840.5	838.4
17.5°	849.2	850.1	851.7	854.6	857.6	865.1	858.4	856.3	856.3	852.1
20°	864.6	865.9	868.4	873.4	877.1	884.2	877.6	874.6	873.4	868.0
22.5°	880.9	883.0	886.7	893.4	900.1	906.7	900.1	895.1	891.3	884.2
25°	899.6	902.1	908.0	918.8	928.0	937.6	929.6	919.6	912.1	902.1
27.5°	926.3	929.2	936.3	949.6	961.3	969.6	962.1	949.2	938.8	926.7
30°	963.8	966.7	975.1	989.2	997.2	1002.6	997.6	987.6	975.1	961.3
32.5°	1012.2	1015.9	1025.1	1038.4	1040.1	1040.9	1039.2	1034.2	1025.1	1008.4
35°	1073.4	1077.6	1088.0	1098.8	1097.2	1098.8	1096.3	1094.7	1088.0	1068.8
37.5°	1148.4	1153.4	1164.2	1172.6	1168.4	1166.3	1166.7	1167.2	1163.4	1142.2
40°	1235.5	1242.2	1250.1	1258.8	1251.8	1245.5	1249.7	1253.0	1249.7	1228.0
42.5°	1325.1	1334.7	1343.0	1355.5	1349.7	1341.8	1347.6	1351.3	1344.3	1320.9
45°	1424.7	1433.8	1444.7	1463.4	1459.3	1450.9	1459.3	1460.1	1448.0	1420.5
47.5°	1527.6	1537.2	1553.4	1578.4	1576.8	1567.6	1578.4	1572.6	1557.2	1524.3
50°	1625.1	1638.4	1663.4	1698.4	1701.8	1690.5	1705.1	1693.9	1668.0	1626.8
52.5°	1716.8	1731.0	1770.5	1818.0	1830.1	1815.5	1835.1	1815.5	1776.8	1723.9
55°	1813.0	1828.9	1876.0	1938.0	1962.2	1951.4	1969.7	1940.1	1885.1	1821.0
57.5°	1926.4	1936.0	1992.2	2066.0	2106.8	2109.3	2117.6	2067.6	2001.0	1928.0
60°	2049.3	2062.6	2123.9	2212.2	2276.8	2297.7	2288.9	2214.7	2137.2	2053.5
62.5°	2206.8	2221.4	2294.7	2400.6	2502.7	2554.3	2520.2	2412.7	2316.8	2216.4
65°	2337.2	2353.5	2486.0	2674.8	2860.6	2964.4	2878.5	2680.6	2508.1	2366.4
67.5°	2242.7	2262.7	2470.6	2817.3	3279.4	3589.0	3295.2	2859.8	2521.8	2329.7
70°	1960.1	1978.9	2221.4	2645.2	3397.3	4075.7	3468.2	2723.1	2229.3	2014.3
72.5°	1301.3	1361.8	1607.2	2115.6	3033.5	3771.5	3063.5	2072.6	1490.9	1298.4
75°	431.7	480.0	647.5	1096.7	2031.8	2820.6	1934.3	970.5	513.0	369.2
77.5°	108.8	125.4	172.9	313.8	810.5	1605.9	729.6	256.3	139.6	97.5
80°	52.9	58.3	83.3	104.6	202.9	510.5	190.4	98.3	65.8	50.8
82.5°	29.2	29.6	47.1	59.2	75.4	132.1	78.3	57.5	37.9	30.8
85°	17.9	17.5	25.0	31.7	31.7	47.1	37.5	31.7	21.7	19.2
87.5°	7.1	7.1	9.2	10.0	8.8	12.1	9.6	10.4	8.3	7.9
90°	0.0	0.0	0.0	0.0	0.0	0.0	0.0	0.0	0.0	0.0

(END C

90°
795.1
799.2
805.5
813.0
820.1
827.1
838.4
852.1
868.0
883.8
901.7
926.3
961.3
1008.8
1068.8
1142.2
1228.0
1322.6
1423.4
1522.2
1625.9
1718.9
1812.2
1918.0
2040.1
2198.9
2343.1
2301.0
1985.6
1256.3
349.2
87.1
46.7
30.8
20.0
8.3
0.0

OF REPORT)